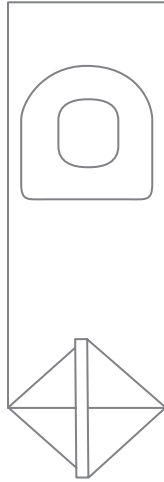
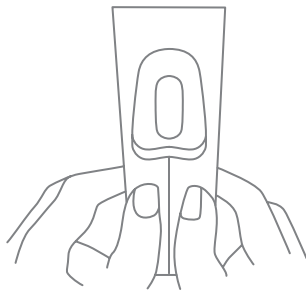
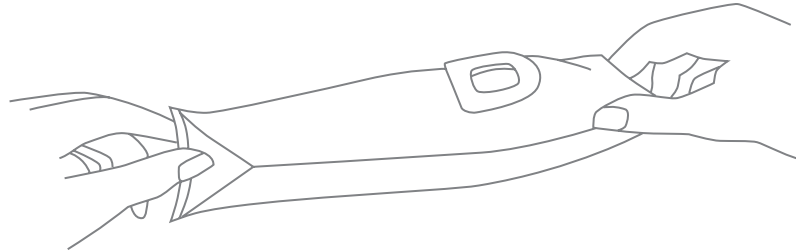


# Instructions for Use

## Pediatric Urine Collector



1. Separate infant's legs. Make sure perineal and pubic areas are clean and dry.
2. Peel off backing paper, exposing adhesive.
3. **For female use:** Start bottom adhesion at skin flap separating rectum from vagina and work upward. Press firmly to skin surrounding the vagina with excess of bag toward feet.
4. **For male use:** Position penis naturally through bag opening with excess of bag toward feet. Press adhesive firmly to entire perimeter without puckering.
5. Reapply diaper, if required, directly over bag.



### Note:

This unit can also be utilized as a leak-proof container for transporting specimen to lab. Simply fold bag along long axis of the opening, thus folding adhesive surface in half. Press adhesive surfaces together firmly to assure a tight seal.